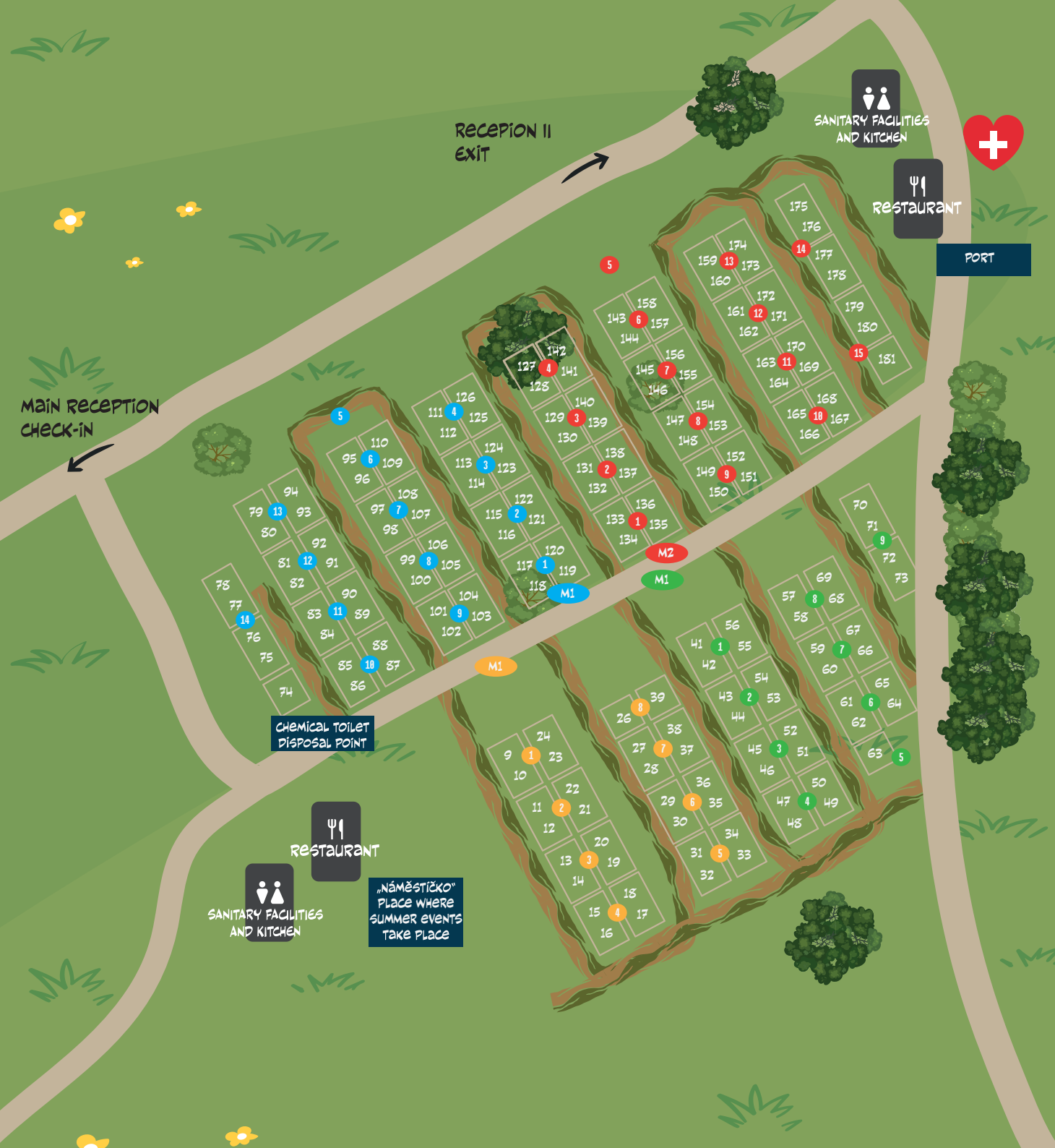


KEMP MER KUR

ATCI

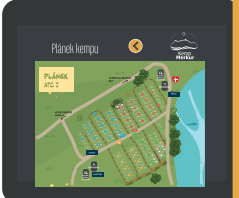
*purchase
of electricity*



How to turn on the electricity new power consumption

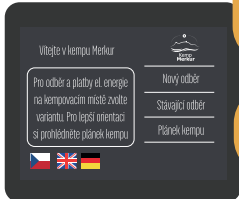


Select MAP of the camp for easy orientation.



The map is purely for orientation. Terminal choice is based on the color, letter and number.

Example: If you are in row 127-134, it is the red MASTER M2, switchboard 1A. You can return to the homepage by pressing the top back button.



Select **NEW POWER CONSUMPTION**.



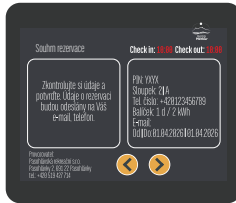
Enter number of your switchboard and letter of your power slot (letter of your slot can be found on the side of the switchboard, for example 1A).



Select desire consumption.



Fill in your phone number and e-mail address. Dialing code is a must (for example +420). If receipt is required, you have to fill in your e-mail address. **Accepting to GDPR terms is also required for continuing.**



Check your details, any changes are not possible after this step.



Proceed to payment.

! If an error occurs, the whole process must be repeated.

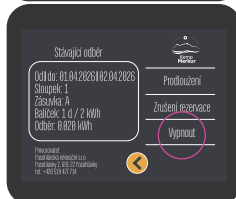
pause current consumption



Select **CURRENT CONSUMPTION**.



Enter PIN which has been sent via SMS on your phone or e-mail.



Select **TURN OFF** (this function prevents anyone from consuming your consumption at time of your stay outside of the camp).

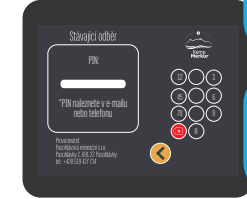


For **RESUMING** your consumption the process is the same as the one for the pausing.

extend current consumption




Must be extended before your current consumption ends. You will be informed in advanced via sms about your consumption ending. Select **CURRENT CONSUMPTION**.



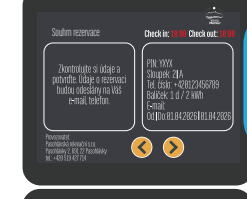
Enter PIN which has been sent via SMS on your phone or e-mail.



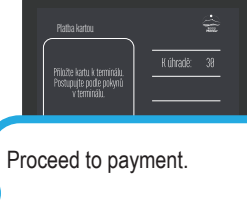
Select **EXTENSION**.



Select desired consumption. Your already filled in details will show up. **Agree to GDPR terms.**



Check your details, any changes are not possible after this step.



Proceed to payment.

! If an error occurs, the whole process must be repeated.